

NEW

# FRA<sup>+</sup>XIS

FRACTIONAL CO<sub>2</sub> LASER SYSTEMS  
FOR SKIN RESURFACING

THE CHOICE  
IS YOURS



FRAXIS

FRAXIS DUO

# FRA<sup>+</sup>XIS

## FRACTIONAL CO<sub>2</sub> LASER FOR SKIN RESURFACING

FRAXIS is a fractional CO<sub>2</sub> laser that radiates micro laser beams through a scanner handpiece. This superior system induces resurfacing of the epidermis and regeneration of the dermis as optimal thermal effects.

The uniform and stable beam quality made possible by a 30-watt RF tube provides accuracy and safety in treatment. The optimum beam size minimises downtime and the risk for PIH while at the same time maximises the ablative thermal effect. This combination ensures client satisfaction for resurfacing treatments.

### HIGH-POWERED FRACTIONAL CO<sub>2</sub> LASER SYSTEM

- Quicker treatments made possible by scanning handpiece
- Uniform and stable beam quality
- Less discomfort and less risk for side-effects
- Customisable multi-shape and scanning pattern
- Replaceable fractional and normal handpiece
- Maximum treatment effect with minimal controlled thermal damage
- Easy to operate with touch-screen user interface

### SMART AND EASY-TO-USE

A full color intuitive touchscreen with a user-friendly interface is specifically designed to complement the intelligently-designed articulated arm, which minimises fatigue and allows ease of use in both modalities.

### FEATURES:

- True 30W High Power Tube
- 100µm Ideal Beam Size
- Multi Shape & Scanning Pattern
- Less Discomfort and Downtime



### SMART SURGICAL HANDPIECE



“

*Fraxis CO<sub>2</sub> laser is a benchmark in terms of comfort and predictability for treatment of various benign indications as well as profitability in aesthetic indications. The advantage of the Fraxis CO<sub>2</sub> laser is its reliability of use, robustness, and power related to its RF emission tube.*

- Dr. Michael Nauri, Dermatologist

## INDICATIONS FRACTIONAL CO<sub>2</sub>

### ANTI AGEING:

- Tone & texture improvement
- Pore reduction
- Wrinkle reduction
- Skin lifting & tightening
- Acne scars
- Lightening
- Laser resurfacing

## INDICATIONS FRACTIONAL RF

### FACE:

- Skin tone & texture
- Pore size reduction
- Wrinkle reduction
- Lifting & tightening
- Scar reduction
- Full resurfacing
- Rejuvenation

### BODY:

- Scars
- Stretch marks
- Keratosis Pilaris
- Hyperhidrosis

## BEFORE & AFTER FRACTIONAL CO<sub>2</sub>

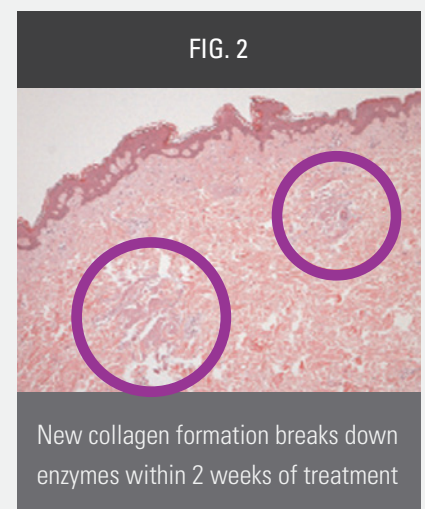
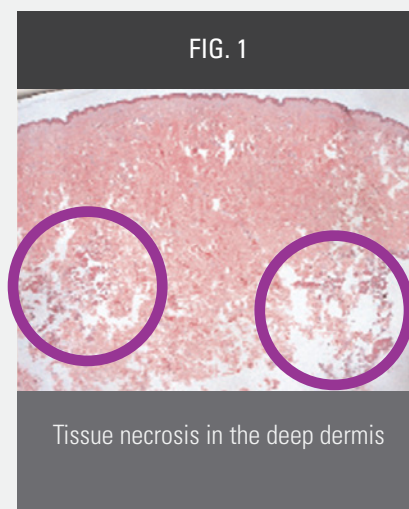


## BEFORE & AFTER FRACTIONAL RF



Fractional RF micro-needle length ranges from 0.5mm to 3.5mm, allowing practitioners to apply treatment to a wide range of indications on the face or the body. The RF energy is delivered through the tip of the micro-needle, rather than along the shaft, minimising possible trauma to the surrounding epidermis.

FRAXIS DUO's effectiveness for wound healing and scar treatment is also noteworthy. Laboratory testing confirmed that, due to the heat stimulation, ideal collagen regeneration had progressed remarkably only two weeks post-treatment.



# FRA<sup>XIS</sup> DUO™

## COMBINED

- FRACTIONAL CO<sub>2</sub> LASER
- MICRO-NEEDLE FRACTIONAL RF

SECRET<sup>RF</sup> bipolar radiofrequency delivers precisely controlled RF energy to selectively adjusted depths (0.5mm to 3.5mm) via the patented gold-plated 25-pin non-insulated treatment head. This highly-controlled distribution of energy helps to minimise discomfort, maximise dermal coagulation, and optimise recovery times.

### KEY FEATURES OF THE FRAXIS DUO:

#### MULTIPLE APPLICATIONS, COMBINED THERAPY

FRAXIS DUO is the ideal combination of fractional CO<sub>2</sub> laser and micro-needle fractional RF technology, with numerous applications for face and body treatments. This is achieved through the optimal combination of fractional superficial stimulation and deep volumetric heating, giving superior results for single or combination treatments on the most common medical and cosmetic indications.

#### MAXIMUM EFFICACY AND SAFETY

Through dual energies and various modes, it enables practitioners to easily select the most effective treatment depending on the indication and the patient's skin type. Safety and comfort is maximised by delivering energy to the target skin layer without damaging the surrounding tissue.

#### COST-EFFECTIVE AND VERSATILE

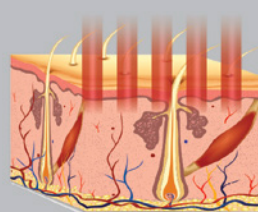
Maximum treatment flexibility is achieved by the FRAXIS DUO, allowing superior results, from scars to wrinkles to full resurfacing without the need to purchase additional equipment and expensive consumables.

#### COMBINATION THERAPY FOR SUPERIOR TREATMENT RESULTS

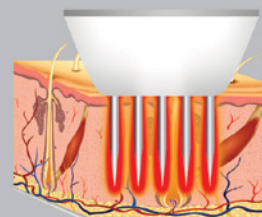
Combining two techniques optimises results for certain indications that require both superficial and deeper heating coagulation.



#### COMBINATION THERAPY FOR SUPERIOR TREATMENT RESULTS



Fractional CO<sub>2</sub> Laser



Micro-Needle Fractional RF

“

*I have found the Fraxis very useful and essential for my clinic, and it has given a big boost to my practice. I would strongly recommend this device to all my colleagues.*

- Dr. Shahid Javaid Akhtar, Dermatologist



## LOTUS GYNOLASER

VAGINAL REJUVENATION FOR ULTIMATE  
COMFORT AND CONFIDENCE



### EFFECTIVE TREATMENT FOR:

#### VAGINAL LAXITY AND ATROPHY

Vaginal Relaxation Syndrome (VRS) and Vaginal Atrophy are common problems for women. They can occur as a result of natural ageing, pregnancy and childbirth, natural or induced menopause, or any illness that interferes with normal female hormonal balance.

- VRS is also described as laxity of the vaginal wall. The effect is a loss of friction during intercourse, and a reduction in sexual satisfaction for both partners.
- Vaginal Atrophy describes the thinning of the wall of the vagina and a loss of lubrication in the vaginal mucosa. It can also have a profound effect on sexual function and quality of life for many women.

*Vagina rejuvenation with the LOTUS Gynolaser is a simple, predictable treatment that can successfully treat the symptoms of vaginal ageing and atrophy, with immediate results.*



#### URINARY INCONTINENCE

Stress Urinary Incontinence is a common condition. It is sometimes also referred to as Light Bladder Leakage. Small amounts of urine leak during activities that put additional pressure on the abdominal wall, such as coughing, sneezing or lifting weights. This happens because the muscles supporting the urethra have lost their strength; this can be as a result of damage to the pelvic support structures during pregnancy and childbirth, or even as a consequence of frequent physical or athletic activity.

*LOTUS Gynolaser offers predictable and effective treatments for Stress Urinary Incontinence.*



#### WITH LOTUS GYNOLASER:

- The vagina mucosa becomes thicker and softer, and elasticity and moisture content are restored.
- Stress urinary incontinence, painful intercourse, vaginal itching and irritation symptoms are significantly reduced.
- Benefits can be felt almost immediately, with further improvements for up to a month after treatment.

FRA~~X~~IS

FRA~~X~~IS <sup>DUO</sup>



LOTUS  
GYNOLASER



## C02 FRACTIONAL LASER SYSTEM

WAVE LENGTH	10, 600nm (TEM00)
LASER POWER	Up to 30W (Up to 175mJ)
PULSE DURATION	20 – 5,000us
OVERLAP I-STACK	1 – 10
PIXEL SIZE	≥ 100 micron
DENSITY	0.1 – 2.0mm
TREATMENT AREA	1 x 1 – 20x20mm
MICRO ZONES	Up to 40,000
REPETITION	0.2 – 2sec / single
SMART SURGICAL HANDPIECE	0.2 / 0.3 / 0.5 / 0.7 / 0.9 / 1.1 / 1.3MM
LOTUS GYNOLASER (Optional upgrade)	1.1 / 1.3mm

## MICRO-NEEDLE FRACTIONAL RF SYSTEM

RF FREQUENCY	2MH ± 10%
RF POWER	Up to 25W ± 10%
TREATMENT DURATION	50ms – 950ms
INTENSITY	0 -100 level (2 / 5 / 10 step)
NEEDLE THICKNESS	0.25mm
NEEDLE CONFIGURATION	25 electrode needle 64 electrode needle
TREATMENT AREA	25 pin (8.05 x 8.05mm)
ADJUSTABLE DEPTH	0.5 ~ 3.5mm (0.1 step)
REPETITION	0.2 / 0.5 / 1 / 2 sec/single
ELECTRICAL POWER	100 ~ 240VAC, 50 / 60Hz

TO FIND OUT MORE ABOUT  
HOW CRYOMED CAN ASSIST  
YOU, GIVE US A CALL NOW.